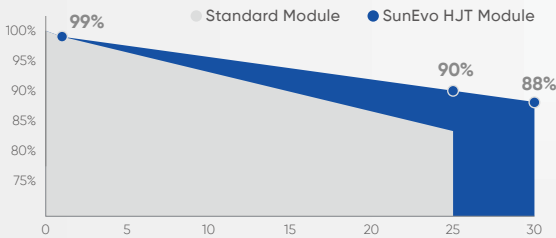


EVO 6 Pro 615-635W


HJT Bifacial Half Cell Dual Glass Solar Module

Quality Guarantee

12-Year Warranty for Materials and Processing
30-Year Warranty for Extra Linear Power Output



* Please refer to SunEvo standard warranty for details



SE6-60HBD

High Power up to 635W

HJT Bifacial cells based on 210mm silicon wafers,
High module efficiency with high density interconnect technology

High Energy Yield

Excellent low irradiation performance,
Up to 25% additional power gain from back side

High Reliability

Resistant to harsh environments such as salt, ammonia, sand,
high temperature and high humidity areas

High Customer Value

Lowest guaranteed first year and annual degradation,
Compatible with existing mainstream system components

Complete System and Product Certifications

IEC 61215, IEC 61730, UL 61730

ISO 9001: 2015: ISO Quality Management System

ISO 14001: 2015: ISO Environment Management System

ISO 45001: 2018: Occupational Health and Safety



Mechanical Data

Number of Cells	120 Cells (6x20)
Dimensions of Module L*W*H	2172 x 1303 x 35mm
Weight	34.8kg
Front Side Glass	High transparency solar glass 2.0mm
Back Side Glass	High transparency solar glass 2.0mm
Frame	Black/Silver, anodized aluminium alloy
Junction Box	IP68 Rated, 3 Diodes
Cable	4.0mm ² , Portrait: 280mm / Landscape: 1300mm
Wind/Snow Load	2400Pa/5400Pa*
Connector	MC Compatible
Bifaciality	80±5%

* Please check the installation manual for more details

Electrical Specification (STC*)

	615	620	625	630	635
Maximum Power (Pmax/W)	615	620	625	630	635
Maximum Power Voltage (Vmp/V)	37.53	37.69	37.86	38.03	38.19
Maximum Power Current (Imp/A)	16.39	16.45	16.51	16.57	16.63
Open Circuit Voltage (Voc/V)	44.77	44.95	45.13	45.30	45.48
Short Circuit Current (Isc/A)	17.19	17.25	17.31	17.37	17.43
Module Efficiency (%)	21.7	21.9	22.1	22.3	22.4
Power Output Tolerance (W)	0~+5				

* Irradiance 1000W/m², Cell Temperature 25°C, Air Mass 1.5

Electrical Specification (BSTC*)

	678	684	689	695	700
Maximum Power (Pmax / W)	678	684	689	695	700
Maximum Power Voltage (Vmp / V)	37.53	37.69	37.86	38.03	38.19
Maximum Power Current (Imp / A)	18.07	18.15	18.20	18.28	18.33
Open Circuit Voltage (VOC / V)	44.77	44.95	45.13	45.30	45.48
Short Circuit Current (Isc / A)	18.95	19.03	19.08	19.16	19.21

* Front side Irradiance 1000W/m², back side Irradiance 135W/m², Ambient Temperature 25°C, Air Mass 1.5

Maximum Ratings

Operational Temperature	-40~+85°C
Maximum System Voltage	1500V DC
Max Series Fuse Rating	35A

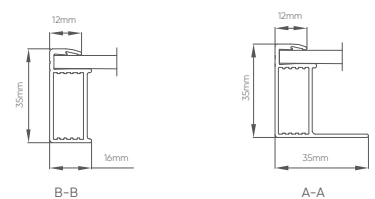

Packaging Configuration

Module per Box	31 pieces
Module per 40' Container	558 pieces

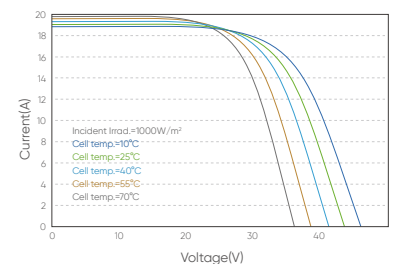
Temperature Ratings

NOCT (Nominal Operating Cell Temperature)	44±2°C
Temperature Coefficient of Isc	+0.04%/°C
Temperature Coefficient of Voc	-0.24%/°C
Temperature Coefficient of Pmax	-0.26%/°C

Module Dimension



I-V Curve at Different Temperature (615W)



I-V/P-V Curve at Different Temperature (615W)

